

2019
Atlas




AIRSTREAM

Atlas raises the bar on luxury travel.

If there's one thing that ties Airstream and Mercedes-Benz together, it's the relentless pursuit of the best. Inspired by the iconic Airstream Interstate, Atlas is a seamless merging of luxury and advanced performance with more than 50 best-in-class features, opulent finishes, and our most spacious floorplan. A new standard has arrived for those who believe a well-traveled life begins with the best. The best of everything has arrived.



Interstate Touring Coach

Download our Best-In-Class Guide for more. 



Atlas Touring Coach





A tale of two titans.

Airstream

Since Wally Byam first envisioned enabling people to travel whenever and wherever they fancied without forsaking the comforts of home, Airstream has built a reputation for iconic design, functional craftsmanship and impeccable quality. And in creating the innovative Interstate Touring Coach alongside Mercedes-Benz, Airstream pioneered the path of luxury travel, holding the torch of #1 Class-B diesel motorhome for six years.

Mercedes-Benz

The three-pointed star on the Atlas symbolizes the promise that Mercedes-Benz has kept in every one of its vehicles since its inception in 1886 – to deliver the best or nothing. The Airstream Touring Coach line epitomizes the Mercedes-Benz commitment to performance, design, safety, and innovation, and Atlas raises the bar once again.



Atlas: a creature of comforts, inside and out.

Traveling in luxury and style isn't what you aspire to, it's simply the way you roll – whether it's weekend whitewater rafting in a remote river canyon, or wining and dining in an exquisite mountain town. When it comes to fulfilling all your expectations of quality and comfort on the road, you'll find nothing greater than Atlas, with 50+ best-in-class features that define luxury, innovation, safety and reliability. All standard on the Atlas. With this superb touring coach, you're not just investing in adventure, you're investing in a lifetime of joy.





Life on the road just got a gorgeous upgrade.



Craftsmanship that conveys care in every fabric and finish.



Go from lounging to sleeping with ease, on the Villa® power sofa with integrated Murphy bed.



For trip inspiration, read our Farms & Wineries Guide.





Compromise isn't
in your vocabulary.
Or ours.



For those who are driven by perfection.

Exterior Features



Air Suspension



Alcoa® DuraBright Aluminum Wheels



Power Armless Awning w/Auto-Retract



3.2kw Onan® Quiet Diesel Generator

Interior Features



Froli® Ergonomic Bed System



Quietstream™ Ducted Air w/Heat Pump




Power Opening Sunroof w/Screen & Shade



Power Tilting Oceanair Window Shades

Best-in-Class Features

See our best-in-class features in action. 

Performance

The Atlas partnership of Airstream and Mercedes-Benz means that you can expect the exceptional power, responsiveness, efficiency and control of a Mercedes-Benz, built to the specifications of Airstream with its uncompromising legacy of durability and functional design. The result? Premium chassis upgrades come standard with every Atlas.

CHASSIS

- ★ Mercedes-Benz® Sprinter 3500 chassis
- ★ Mercedes-Benz® 3.0L V6 turbo diesel
- ★ 5-Speed automatic transmission
- ★ 188 horsepower / 325 lbs torque
- ★ 20,000 mile oil maintenance intervals
- ★ 5,000 pounds towing capacity
- ★ BlueTEC emission & fuel reduction technology
- ★ Rear Air Ride Suspension
- ★ Alcoa® DuraBright forged aluminum wheels
- ★ Heated windshield
- ★ Heated driver & passenger seats
- ★ Heated power mirrors
- ★ Dash trim enhancement package
- ★ Battery assist
- ★ In-dash maintenance monitoring system
- ★ Multi-function steering wheel w/trip computer
- ★ Tilt & telescopic wheel
- ★ Power windows
- ★ Power door locks
- ★ Hidden storage compartment
- ★ Overhead map lights
- ★ Overhead compartment for sunglasses
- ★ Locking glove box
- ★ Driver & passenger door entry lighting
- ★ Entry assist handles
- ★ Custom floor mats
- ★ All season tires
- ★ High gravity suspension package
- ★ Heavy duty shocks
- ★ Heavy duty springs
- ★ Heavy duty stabilizer bars
- ★ Heavy duty bushings
- ★ Heavy duty brakes
- ★ Heavy duty 220 amp alternator

- ✓ Superior ride and handling
- ✓ Better lane control in windy conditions
- ✓ Improved suspension comfort
- ✓ Constant ride height
- ✓ Better tire and brake performance
- ✓ Easy to drive
- ✓ Quick acceleration
- ✓ Outstanding torque
- ✓ Exceptional fuel mileage
- ✓ Over \$10,000 chassis upgrades come standard



Safety

Nothing is more important to Airstream or Mercedes-Benz than the safety of every passenger in our vehicles. That's why both companies are renowned for innovations in safety features from bumper to bumper.

SAFETY

- ★ Multiple safety airbags
- ★ Collision prevention assist
- ★ Lane keeping assist
- ★ Side camera(s) assist
- ★ Rear camera assist
- ★ Dedicated camera monitor
- ★ Lane guidance assist w/photoreal road and exit view (in-dash infotainment system)
- ★ Up ahead information assist for fuel, food, repair and more (in-dash infotainment system)
- ★ Speed limit assist (in-dash infotainment system)
- ★ Road restrictions and warnings assist (in-dash infotainment system)
- ★ High beam assist

- ★ Automatic rain sensing wipers
- ★ Bi-Xenon headlights
- ★ Headlamp cleaning system
- ★ Automatic headlamp on and off
- ★ Fog lamps
- ★ First aid kit
- ★ Emergency flashlight
- ★ Fire extinguisher
- ★ LP gas detector
- ★ Smoke & CO alarm

- ✓ Superior safety
- ✓ State of the art systems
- ✓ Improved road handling stability
- ✓ Advanced navigation and road guidance information
- ✓ Feel confident and in control
- ✓ Over \$5,000 safety upgrades come standard



Airstream + Mercedes-Benz

Design

The minute you put the key in the ignition, you'll know you've arrived. From the gleaming exterior and interior features that epitomize thoughtful, practical luxury – to the same engineering and systems management that made the award-winning Interstate such a pleasure to drive, Atlas is a luxury touring coach second to none.

INTERIOR

- ★ Airstream® interior design & styling
- ★ Signature aluminum ceiling and trim
- ★ Marine woven synthetic flooring
- ★ Ultraleather® seating
- ★ Samsung® solid surface custom countertops
- ★ Kohler® brushed fixtures in bathroom & kitchen
- ★ Villa® power sofa with sleeper & Murphy bed
- ★ High gloss laminate cabinetry w/soft close
- ★ Full extension drawers w/Blum® guides
- ★ Magic Suede® walls & window coverings
- ★ Oceanair tilting power shades
- ★ Power sunroof with screen & day/night shade
- ★ Entertainment center with power hidden storage compartment for TV & Soundbar
- ★ Teak shower wall inlay
- ★ Integrated shower LED lighting
- ★ Kohler® premium grade stainless steel sinks

- ✓ Luxuriously appointed
- ✓ Handcrafted
- ✓ Stunning colors and finishes
- ✓ Ultra premium materials and fabrics
- ✓ Bold, beautiful, contemporary design
- ✓ Over \$10,000 in premium interior upgrades come standard



EXTERIOR

- ★ Airstream® & Mercedes-Benz® exterior design, styling & badging
- ★ Mercedes-Benz® OE factory color coded paint
- ★ Mercedes-Benz® OE tail lights
- ★ Luxury automotive appearance
- ★ Full body kit (front air dam, integrated hitch cover, running boards w/courtesy entry lighting)
- ★ Chrome enhancement kit (front license plate holder & grill)
- ★ Chrome body line trim package (front to rear)
- ★ Contoured/Curved exterior walls
- ★ Smooth and seamless walls, curves, corners and joints
- ★ Body matching molded storage doors w/hidden latches
- ★ Storage and service compartments w/motion activated lighting
- ★ Undercarriage LED lighting
- ★ Power entry step integrated into exterior bodyline
- ★ Euro style entry handle w/ LED backlit lighting
- ★ Contoured fiberglass entry door with screen door & frameless window
- ★ Armless power awning (OE color coded, triple arm, adjustable LED lighting)
- ★ Low profile AC shroud (OE color coded)
- ★ Keyless entry on all doors (uses chassis key fob)

- ✓ Automotive fit & finish
- ✓ Beautiful body lines & superior stance
- ✓ Sleek, sophisticated & stunning style
- ✓ Stand apart from the crowd
- ✓ Over \$15,000 in premium exterior upgrades come standard

SYSTEMS

- ★ Construction – Floor (steel framed vacuum bonded insulated), Sidewalls (radius sidewall vacuum bonded aluminum framed with Azdel composite walls). Roof (domed 7 layer vacuum bonded aluminum framed insulated with Filon roof cap). Roof and Floor Assembly (locking extrusions with Huck rivets). Outrigger Assembly (fully bonded). Windows (frameless radius to match sidewall w/ screen & light filtering/privacy shade)
- ★ Plumbing – macerator waste pump with power hose reel with power knife valves, heated fresh and grey tanks, tankless on-demand water heater
- ★ Electrical – multiplex touchpad electronic controls w/7 inch master control screen and energy management system, diesel generator, 2 AGM house batteries, converter/inverter & 300W solar panels.
- ★ Entertainment – Power Entertainment System Samsung® 40-inch LED Smart TV (built-in Wi-Fi access, full web browser, smart apps, social media, access media/programs from your mobile device and more). Samsung® Soundbar (built-in woofers, Clear Voice technology, Bluetooth enabled)
- ★ In-Dash Infotainment – 8-inch touchscreen w/smart Android based operating system, Navigation by Garmin, database of 20k locations, RV and road warning assist, Sirius-XM, DVD, USB charging port, Bluetooth, Wi-Fi tethering and much more
- ★ Components/System – Diesel generator, power stabilizer jacks, Quietstream™ ducted air-conditioning w/ integrated condensation drains & heat-pump, OE key fob locks/unlocks storage doors

- ✓ Incredible super structure
- ✓ Solid, heavy duty, rattle resistant construction
- ✓ High-grade materials and components
- ✓ Odorless, formaldehyde free (certified Green by TRA)
- ✓ Outstanding insulation & sound deadening
- ✓ Advanced onboard systems with ease of use
- ✓ Well designed. Well built.
- ✓ Over \$15,000 in system upgrades come standard



Froli® Ergonomic Bed System



Power Entry Step with Hidden Design



Power Entertainment Center




Kohler® Shower Head



In-Dash Infotainment System

Floorplan

Find your perfect floorplan online. 

Murphy Suite



Exterior Color

Brilliant Silver Metallic















Interior Décor

Want to see more? Step inside. [+](#)








Columbian Walnut

 Moon	 Black	 Pillow	 Pillow
Ultraleather® Seating Choice			
 Countertop	 Flooring	 Pillow Sham	 Duvet
 Cabinetry		 Angel White Texture Upper Doors (optional)	



Beach Wood

 Moon	 Black	 Pillow	 Pillow
Ultraleather® Seating Choice			
 Countertop	 Flooring	 Pillow Sham	 Duvet
 Cabinetry		 Angel White Texture Upper Doors (optional)	

Atlas Specifications

Chassis	Mercedes-Benz® Sprinter 3500 Chassis
Engine	Mercedes-Benz® 3.0L V6 Turbo Diesel
Emissions	BlueTEC SCR Technology, 50 State – EPA/CARB Standards
Horsepower	188 HP / 325 lbs torque
Transmission	5 Speed Automatic
Axle Ratio	3.92
Wheelbase	170 in.
MPG*	16-18 Estimated Highway
Chassis Safety System	Mercedes-Benz® Adaptive ESP® (Electronic Stability Program)
GVWR/GCWR	11,030 lbs/15,250 lbs
UBW (Unit Base Weight)	10,045 lbs
NCC (Net Carrying Capacity)	985 lbs
Tow Package	Mercedes-Benz® Hitch, 7 Pin Trailer Plug, Brake Control Pre-wired
Tow Capacity**	Up to 5,000 lbs
Trailer Safety System	Mercedes-Benz® Trailer Stability Assist System
Overall Length	24 ft. 9 in.
Overall Height	10 ft. 6 in. (including A/C)
Overall Width	8 ft. 3 in.
Interior Height/Width	6 ft. 6 in. / 7 ft. 4.5 in.
Tank Capacities	23 gals (Fresh), 31 gals (Grey), 23 gals (Black)
LPG	9.76 gals (41.38 lbs) 80% fill
Diesel Fuel	26.4 gals
Air Conditioner	15,000 BTU Quietstream™ Ducted w/Heat Pump
Furnace	16,000 BTU

Water Heater	60,000 BTU On-Demand Continuous Flow
Heated Tanks	Fresh, Grey & Black Tanks (12 volt)
Refrigerator & Freezer	9.1 cu. ft. (12 volt)
Microwave	1.1 cu. ft. Convection Microwave
Cooktop	2 Burner with Integrated Cover
Safety Components	LP Gas Detector, Smoke and CO ₂ Alarm, Fire Extinguisher, First Aid Kit
Plumbing System	Macerator Pump System w/Electric Retract
TV Antenna	Omni Directional In-motion VHF/UHF
TV Cable	Cable TV Outlets/Hook-ups
TV Satellite	Pre-wired for Satellite Dish
Electrical System	Touch Screen/Touch Pad Electronic Controls with Energy Management System
Converter/Inverter	50 amp Multi-stage Charger, 1,000 Watt Pure Sine Inverter
Generator	3.2 kW (Diesel) with Remote Start
Batteries (Coach)	2 – 12 Volt Deep Cycle Maintenance Free Group 24 AGMs
Shore Power	30 amp/110 Volt Service
Solar Power	300 Watt Solar System
Support	24/7 365 Roadside Assistance
Warranty***	3 Years/36,000 Miles Airstream 3 Years/36,000 Miles Mercedes-Benz® 5 Years/100,000 Miles Mercedes-Benz® Engine

* Actual mileage may vary due to load, driving style, and overall conditions.

** Typical tow capacity will range from 4,200-5,000 lbs dependent upon build spec and intended vehicle loading with people, cargo, and fluids.

*** New Vehicle Limited Warranty. Individual components may vary. See Owners Manual for specific warranty coverage and information.







Cockpit Features

Heated Swivel Driver/Passenger Seats	STD
Rear & Side View Camera Monitor	STD
Privacy Shades	STD
Tilt & Telescopic Steering Wheel	STD
Multifunctional Steering Wheel	STD
Locking Glove Box	STD
Entry Door Lighting	STD
Overhead Map Lights	STD
In-Dash Maintenance Monitoring System	STD
Touch Screen NAV/SAT Radio/DVD System (8 in.)	STD
Custom Carpet Floor Mat	STD

ATLAS

Main Cabin Features

Signature Aluminum Ceiling & Trim	STD
High Gloss Laminate Cabinetry	STD
Flush-Mount Cabinet Hardware & Soft Close Doors	STD
Ultraleather® Seating	STD
Magic Suede® on Trim & Window Coverings	STD
Power Tilting Oceanair Window Shades	STD
Marine Woven Synthetic Flooring	STD
Adjustable LED Lighting	STD
Pedestal Table (2)	STD
LED 40 in. Widescreen HDTV and Soundbar on Power Lift	STD
Multiplex Control System w/7 in. Color Touchscreen	STD
Villa® Power Sofa w/Integrated Murphy Bed	STD
Froli® Ergonomic Bed Support System	STD
Power Opening Sunroof Skylight w/Screen & Shade	STD
Wardrobe Closet	STD
USB Charging Ports	STD
Angel White Overhead Locker Accent Laminate	OPT
Black Ultraleather®	OPT

Exterior Features

Air Ride Suspension	STD
Power Stabilizer Jacks	STD
Chrome Package (body line trim, grill, license plate holder)	STD
Alcoa® DuraBright Aluminum Wheels	STD
BASF Metallic OE Paint w/Cut & Buff Finish	STD
Fog Lamps	STD
Front Lower Spoiler	STD
Hidden Hitch Cover Rear Bumper	STD
Bi-Xenon Headlights with Washer System	STD
Heated Windshield	STD
Power Heated Mirrors	STD
Mercedes-Benz® OE Sprinter Tail Lights	STD
Power Armless Awning with Auto-Retract	STD
Power Entry Step with Hidden Design	STD
LED Patio & Awning Lighting	STD
Remote Locking Storage Doors with Hidden Latches	STD
Exterior Shower with Hot & Cold Water	STD
LED Undercarriage Lights w/Dimmer	STD
Hidden Retracting Screen Door	STD
110V Outlet, HDMI & Coaxial Output	STD
LP Accessory Hook-up (Grill)	STD
Storage Compartments w/LED Motion Lights	STD
Frameless Radius-Corner Tilt-Open Windows	STD

Bathroom Features

Fantastic® Fan w/Temperature & Rain Sensors	STD
Toilet	STD
Corner Shower w/Teak Wall Inlay	STD
Kohler® Faucet, Shower Head & Sink	STD
Integrated LED Shower Lighting	STD
Towel Rack	STD
Riveted Aluminum Porthole Door	STD
Mirrored Medicine Cabinet	STD
Storage Drawers	STD
Cedar Lined Wardrobe Closet	

Galley Features

Kohler® Faucet & Sink w/Flush Solid-Surface Cover	STD
Solid-Surface Countertop with Aluminum Backsplash	STD
Galley Extension Pull-Out Shelf	STD
Fantastic® Fan w/Temperature & Rain Sensors	STD
Drop-In Waste Basket w/Solid-Surface Cover	STD
Aluminum Refrigerator Fascia	STD

Construction Features

Curved Composite Storage Doors w/Continuous Hinge	STD
Azdel Composite Roof/Floor/Wall Material	STD
Floor – Vacuum-Bonded Aluminum-Framed	STD
Roof – Fiberglass Crowned Vacuum-Bonded Aluminum-Framed	STD
Walls – Radius Vacuum-Bonded Aluminum-Framed	STD
Interlocking Extrusion Joints w/Huck Rivets	STD
Trimless Smooth Fiberglass Body Seams	STD
Molded Fiberglass Front & Rear Caps	STD

Safety Features

Multiple Safety Impact Air Bags	STD
Four Seat-Belt Positions	STD
Collision Prevention Assist	STD
Lane Keeping Assist	STD
Rear Camera Assist w/Always-On Viewing & Adjustable Angle	STD
Side Camera Assist Integrated in Side Mirrors	STD
High Mounted Third Brake Light	STD
Advanced Navigation w/RV Specific Warnings & Instructions	STD
Rain Sensing Windshield Wipers	STD
Smoke, CO ₂ & LPG Detectors	STD
Fire Extinguisher	STD

Information and Specifications are based on the 2019 model year and are subject to change without notice. For additional information, consult your Authorized Airstream Dealer.

The Relax Edition

The Tommy Bahama Atlas Special Edition is a collaboration between Airstream and Tommy Bahama that's designed to transport you to the beach as soon as you step inside. Light textures, warm woods, and special features like a built-in bar cabinet and OceanAir power wood shutter blinds make the already open and airy Atlas even more relaxing.





Matte cabinetry pairs beautifully with the teak shower inlay.

Tommy Bahama® Special Edition Decor

Tommy Bahama® Relax Edition



Everything you need to live the good life is on board: a built-in bar and complimentary accessories like barware, glassware, bedding, and more.

Tommy Bahama® Floorplans

Murphy Suite



Tommy Bahama® Special Edition Specifications

Chassis	Mercedes-Benz® Sprinter 3500 Chassis
Engine	Mercedes-Benz® 3.0L V6 Turbo Diesel
Emissions	BlueTEC SCR Technology, 50 State – EPA/CARB Standards
Horsepower	188 HP / 325 lbs torque
Transmission	5 Speed Automatic
Axle Ratio	3.92
Wheelbase	170 in.
MPG*	16-18 Estimated Highway
Chassis Safety System	Mercedes-Benz® Adaptive ESP® (Electronic Stability Program)
GVWR/GCWR	11,030 lbs/15,250 lbs
UBW (Unit Base Weight)	10,045 lbs
NCC (Net Carrying Capacity)	985 lbs
Tow Package	Mercedes-Benz® Hitch, 7 Pin Trailer Plug, Brake Control Pre-wired
Tow Capacity**	Up to 5,000 lbs
Trailer Safety System	Mercedes-Benz® Trailer Stability Assist System
Overall Length	24 ft. 9 in.
Overall Height	10 ft. 6 in. (including A/C)
Overall Width	8 ft. 3 in.
Interior Height/Width	6 ft. 6 in. / 7 ft. 4.5 in.
Tank Capacities	23 gals (Fresh), 31 gals (Grey), 23 gals (Black)
LPG	9.76 gals (41.38 lbs) 80% fill
Diesel Fuel	26.4 gals
Air Conditioner	15,000 BTU Quietstream™ Ducted w/Heat Pump
Furnace	16,000 BTU
Water Heater	60,000 BTU On-Demand Continuous Flow
Heated Tanks	Fresh, Grey & Black Tanks (12 volt)
Refrigerator & Freezer	9.1 cu. ft. (12 volt)
Microwave	1.1 cu. ft. Convection Microwave
Cooktop	2 Burner with Integrated Cover
Safety Components	LP Gas Detector, Smoke and CO ₂ Alarm, Fire Extinguisher, First Aid Kit
Plumbing System	Macerator Pump System w/Electric Retract
TV Antenna	Omni Directional In-motion VHF/UHF
TV Cable	Cable TV Outlets/Hook-ups
TV Satellite	Pre-wired for Satellite Dish
Electrical System	Touch Screen/Touch Pad Electronic Controls with Energy Management System
Converter/Inverter	50 amp Multi-stage Charger, 1,000 Watt Pure Sine Inverter
Generator	3.2 kW (Diesel) with Remote Start

Batteries (Coach)	2 – 12 Volt Deep Cycle Maintenance Free Group 24 AGMs
Shore Power	30 amp/110 Volt Service
Solar Power	300 Watt Solar System
Support	24/7 365 Roadside Assistance
Warranty***	3 Years/36,000 Miles Airstream 3 Years/36,000 Miles Mercedes-Benz® 5 Years/100,000 Miles Mercedes-Benz® Engine

* Actual mileage may vary due to load, driving style, and overall conditions.

** Typical tow capacity will range from 4,200-5,000 lbs dependent upon build spec and intended vehicle loading with people, cargo, and fluids.

*** New Vehicle Limited Warranty. Individual components may vary. See Owners Manual for specific warranty coverage and information.



Get your newly laid back life started in style with the complimentary Tommy Bahama cooler, chairs, and Marlin mug set.

Cockpit Features

Heated Swivel Driver/Passenger Seats	STD
Rear & Side View Camera Monitor	STD
Privacy Shades	STD
Tilt & Telescopic Steering Wheel	STD
Multifunctional Steering Wheel	STD
Locking Glove Box	STD
Entry Door Lighting	STD
Overhead Map Lights	STD
In-Dash Maintenance Monitoring System	STD
Touch Screen NAV/SAT Radio/DVD System (8 in.)	STD
Custom Tommy Bahama Floor Mat	STD

Main Cabin Features

Signature Aluminum Ceiling & Trim	STD
Matte Finish Laminate Cabinetry	STD
Flush-Mount Cabinet Hardware & Soft Close Doors	STD
Ultraleather® Seating	STD
Ultra Suede® on Trim & Window Coverings	STD
Power Tilting Oceanair Window Shades	STD
Marine Woven Synthetic Flooring	STD
Adjustable LED Lighting	STD
Pedestal Table (2)	STD
LED 40 in. Widescreen HDTV and Soundbar on Power Lift	STD
Multiplex Control System w/7 in. Color Touchscreen	STD
Villa® Power Sofa w/Integrated Murphy Bed	STD
Froli® Ergonomic Bed Support System	STD
Power Opening Sunroof Skylight w/Screen & Shade	STD
Wardrobe Closet	STD
USB Charging Ports	STD
Glass Cabinet for Bottles and Glasses	STD

Exterior Features

Air Ride Suspension	STD
Power Stabilizer Jacks	STD
Chrome Package w/ Tommy Bahama Badging (body line trim, grill, license plate holder)	STD
Alcoa® DuraBright Aluminum Wheels	STD
BASF Metallic OE Paint w/Cut & Buff Finish	STD
Fog Lamps	STD
Front Lower Spoiler	STD
Hidden Hitch Cover Rear Bumper	STD
Bi-Xenon Headlights with Washer System	STD
Heated Windshield	STD
Power Heated Mirrors	STD
Mercedes-Benz® OE Sprinter Tail Lights	STD
Power Armless Awning with Auto-Retract	STD
Power Entry Step with Hidden Design	STD
LED Patio & Awning Lighting	STD
Remote Locking Storage Doors with Hidden Latches	STD
Exterior Shower with Hot & Cold Water	STD
LED Undercarriage Lights w/Dimmer	STD
Hidden Retracting Screen Door	STD
110V Outlet, HDMI & Coaxial Output	STD
LP Accessory Hook-up (Grill)	STD
Storage Compartments w/LED Motion Lights	STD
Frameless Radius-Corner Tilt-Open Windows	STD

Construction Features

Curved Composite Storage Doors w/Continuous Hinge	STD
Azdel Composite Roof/Floor/Wall Material	STD
Floor – Vacuum-Bonded Aluminum-Framed	STD
Roof – Fiberglass Crowned Vacuum-Bonded Aluminum-Framed	STD
Walls – Radius Vacuum-Bonded Aluminum-Framed	STD
Interlocking Extrusion Joints w/Huck Rivets	STD
Trimless Smooth Fiberglass Body Seams	STD
Molded Fiberglass Front & Rear Caps	STD

Galley Features

Kohler® Faucet (Oil Rubbed Bronze) & Sink w/Flush Solid-Surface Cover	STD
Solid-Surface Countertop with Aluminum Backsplash	STD
Galley Extension Pull-Out Shelf	STD
Fantastic® Fan w/Temperature & Rain Sensors	STD
Drop-In Waste Basket w/Solid-Surface Cover	STD
Aluminum Refrigerator Fascia	STD

Bathroom Features

Fantastic® Fan w/Temperature & Rain Sensors	STD
Toilet	STD
Corner Shower w/Teak Wall Inlay	STD
Kohler® Faucet, Shower Head & Sink	STD
Integrated LED Shower Lighting	STD
Towel Rack	STD
Riveted Aluminum Porthole Door	STD
Mirrored Medicine Cabinet	STD
Storage Drawers	STD
Cedar Lined Wardrobe Closet	

Safety Features

Multiple Safety Impact Air Bags	STD
Four Seat-Belt Positions	STD
Collision Prevention Assist	STD
Lane Keeping Assist	STD
Rear Camera Assist w/Always-On Viewing & Adjustable Angle	STD
Side Camera Assist Integrated in Side Mirrors	STD
High Mounted Third Brake Light	STD
Advanced Navigation w/RV Specific Warnings & Instructions	STD
Rain Sensing Windshield Wipers	STD
Smoke, CO ₂ & LPG Detectors	STD
Fire Extinguisher	STD

Information and Specifications are based on the 2019 model year and are subject to change without notice. For additional information, consult your Authorized Airstream Dealer.

50 extravagantly good reasons to leave home.

Wherever you're headed, Atlas brings life on the road to a whole new level, with over 50 best-in-class features that come standard. Building on the success of the Interstate, America's #1 Class-B Diesel Touring Coach for six years, Atlas is an enduring testament to the iconic call to explore, to wander, to pioneer... and to do it in classic style.

Roll with the best.® Roll with Airstream® + Mercedes Benz®.



Download our Best-In-Class Guide for more.



Find your dealer.



AIRSTREAM

419 West Pike Street
P.O. Box 629
Jackson Center, OH
45334 USA

937-596-6111
www.airstream.com



Our Exclusive Partner

Airstream is an exclusive partner of the Mercedes-Benz® Club of America and every purchase of a new Airstream Atlas Touring Coach comes with a *free one-year MBCA membership.*

Product information, specifications, and photography in this brochure were as accurate as possible at time of printing. Photographs may contain some features that are optional on your vehicle. Since we continually strive to improve our products, actual products may differ. Prices and specifications are subject to change without notice. All capacities are approximate and dimensions are nominal. Some features or options may be different or unavailable in other countries.

Warning – The recreational vehicle weight must remain within the manufacturer's specified chassis weight limit. Do not overload the recreational vehicle through the addition of water, options, cargo or otherwise.

AIRSTREAM® and all related model names, slogans, logos and trademarks used herein are owned or used under license by Airstream, Inc.

All content and images
© Airstream 2017 & 2018

ATLAS 25K 9/17

LaMESA REC VAN

LaMesaRV.com
800-496-8778